

Since 2011, IGENOMIX has been conducting an extensive research to **understand the endometrial factor in recurrent implantation failure patients.**

www.igenomix.ca



ERA[®]

Endometrial
Receptivity Analysis

Endometrial Receptivity Analysis

ERA evaluates endometrial receptivity and determines the optimal moment for embryo transfer.

ANALYZES

**Endometrial
receptivity**



EMMA

Endometrial Microbiome
Metagenomic Analysis

Endometrial Microbiome Metagenomic Analysis

EMMA analyzes the microbiome for a better reproductive prognosis.

**Chronic
endometritis
+
Bacterial
flora**



ALICE

Analysis of Infectious
Chronic Endometritis

Analysis of Infectious Chronic Endometritis

ALICE detects the bacteria causing chronic endometritis and recommends the adequate treatment.

**Chronic
endometritis**

EndomeTRIO includes all 3 tests


ERA[®]

Endometrial Receptivity Analysis

Pregnancy rate using the ERA test in patients starting assisted reproductive treatments is 72.5%*

(Simon et al., ASRM, 2019)

3 in every 10 implantation failure patients have a displaced window of implantation**



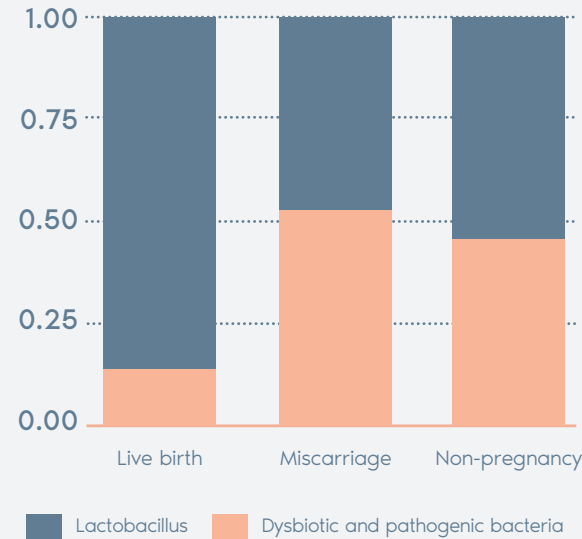
*Simon et al. ASRM Oral communication 2019; 112(3): Supp e56-e57

**Ruiz-Alonso et al., Fertil Steril, 2013; 100(3): 818-24.

EMMA

Endometrial Microbiome Metagenomic Analysis

Determines whether the uterine microbial environment is optimal for embryo implantation.

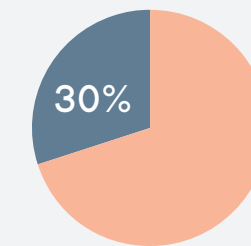


Moreno et al., AM J Obstet Gynecol, 2016; 215(6):684-703.

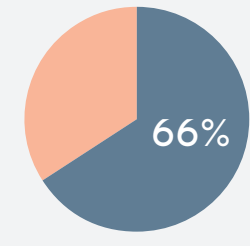
ALICE

Analysis of Infectious Chronic Endometritis

Detect and quantify the most common pathogenic bacteria causing chronic endometritis, recommending appropriate treatment.



Chronic endometritis affects up to 30% of infertile patients



In cases of repeated implantation failure or recurrent pregnancy loss, the impact can rise to 66%*

Cicinelli et al. Reprod Sci 2014; 21(5):640-7.

Cicinelli et al. Hum Reprod, 2015; 30(2):323-30.